



KINECT CAGE

INSTALLATION INSTRUCTIONS



**SECURE
ENTERTAINMENT**

760.705.8108

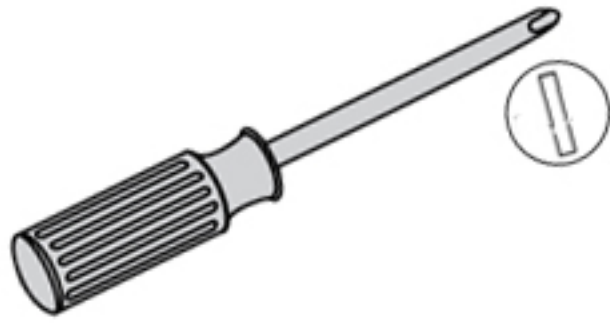
INFO@SECURE-ENTERTAINMENT.COM

THANK YOU FOR CHOOSING SECURE ENTERTAINMENT AS YOUR GAME CONSOLE SECURITY SOLUTION. PLEASE TAKE THE TIME TO READ THROUGH ALL INCLUDED MATERIAL BEFORE BEGINNING INSTALLATION.

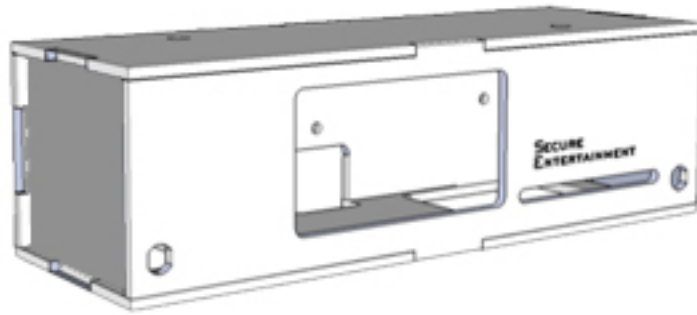
CAUTION:

CHECK THE PACKAGE CONTENTS FOR SHIPPING DAMAGE BEFORE YOU BEGIN THE INSTALLATION.

DEPENDING ON YOUR LOCATION OF INSTALLATION YOU MAY NEED:




ITEMS INCLUDED IN PACKAGING:



KINECT CAGE



TWO SETS OF KEYS



2 NYLON SCREWS
2 NYLON NUTS
2 NYLON WASHERS

WARNING:

ENSURE THAT STRUCTURE IS CAPABLE OF SUPPORTING THE TOTAL WEIGHT OF MOUNTED EQUIPMENT. MOUNTING TO SURFACES THAT DO NOT MEET THIS CRITERIA MAY RESULT IN AN UNSTABLE, UNSAFE CONDITION WHICH COULD LEAD TO PERSONAL INJURY AND/OR PROPERTY DAMAGE.

WARNING:

THE INSTALLER IS RESPONSIBLE FOR VERIFYING THAT THE SURFACE TO WHICH THE CAGE IS ANCHORED WILL SAFELY SUPPORT THE COMBINED LOAD OF ALL COMPONENTS OR OTHER EQUIPMENT ATTACHED THERETO.

INSTRUCTIONS CONTINUED ON REVERSE.



KINECT CAGE

INSTALLATION INSTRUCTIONS



**SECURE
ENTERTAINMENT**
760.705.8108
INFO@SECURE-ENTERTAINMENT.COM

IMPORTANT

DO NOT OVERTIGHTEN SCREWS.

INSTALLATION WITH XBOX 360s CAGE

ALIGN KINECT CAGE WITH THE MOUNTING HOLES ON THE BOTTOM OF THE KINECT CAGE WITH THE HOLES ON THE TOP OF THE XBOX 360s CAGE. USING A SCREWDRIVER AND WRENCH, SECURE THE KINECT CAGE TO THE TOP OF THE XBOX 360s CAGE USING THE SUPPLIED NYLON HARDWARE.

CALIBRATE KINECT USING THE XBOX 360s FOR OPTIMAL PERFORMANCE.

CARE INSTRUCTIONS

IMPORTANT

REMOVE GAME CONSOLE BEFORE CLEANING CAGE.

CLEAN CAGE WITH A NEUTRAL CLEANER SUCH AS A SOLUTION OF WATER AND A SMALL AMOUNT OF LIQUID DISHWASHING DETERGENT. APPLY THE SOLUTION GENEROUSLY TO A SPONGE OR SOFT CLOTH AND WIPE THE PLASTIC SURFACE GENTLY. IF THE CLOTH BECOMES DIRTY IN ONE SPOT, USE A CLEANER AREA ON THE CLOTH TO REDUCE SURFACE SCRATCHING FROM DIRT AND GRIT ABRASION. WIPE WITH PLENTY OF CLEAN WATER. DRY WITH A SOFT, LINT-FREE CLOTH.

DO NOT USE ANY CLEANER WITH ALCOHOL, AMMONIA (COMMON INGREDIENTS IN MANY WINDOW CLEANERS AND ALL-PURPOSE HOUSEHOLD CLEANERS) OR SOLVENTS SUCH AS ACETONE. THIS WILL RESULT IN HAZING, CRACKING OR PREMATURE WEAR.